

# Guidelines for Implementation: DASH-IF Ingest

Living Document, 6 November 2018

**This version:**

<https://dashif.org/guidelines/>

**Issue Tracking:**

[GitHub](#)

**Editors:**

DASH IOP Ingest TF

---

## Table of Contents

<b>1</b>	<b>Guidelines for Implementation: DASH-IF Ingest</b>
1.1	Abstract
1.2	Copyright Notice and Disclaimer
<b>2</b>	<b>Introduction</b>
<b>3</b>	<b>Conventions and Terminology</b>
<b>4</b>	<b>Media Ingest Workflows and Use Cases</b>
<b>5</b>	<b>General Ingest Protocol Behavior</b>
<b>6</b>	<b>Profile 1: Fragmented MPEG-4 Ingest General Considerations</b>
<b>7</b>	<b>Profile 1: Fragmented MPEG-4 Ingest Protocol Behavior #</b>
7.1	General Protocol Requirements
7.2	Requirements for formatting Media Tracks
7.3	Requirements for Timed Text Captions and Subtitle streams
7.4	Requirements for Timed Metadata
7.5	Requirements for Media Processing Entity Failover
7.6	Requirements for Live Media Source Failover
<b>8</b>	<b>Profile 2: DASH Ingest General Considerations</b>
<b>9</b>	<b>profile 2: DASH Ingest Protocol Behavior</b>
9.1	General Protocol Requirements
9.2	Requirements for Formatting Media Tracks
9.3	Requirements for Timed Text Captions and Subtitle stream
9.4	Requirements for Timed Metadata
9.5	Requirements for Media Processing Entity Failover
9.6	Requirements for Live Media Source Failover
<b>10</b>	<b>Security Considerations</b>

## 11 IANA Considerations

## 12 Contributors

## 13 References

### 13.1 URL References

## 14 Author's Address

### Conformance

### Index

Terms defined by this specification

### References

Normative References

Informative References

# 1. Guidelines for Implementation: DASH-IF Ingest§

## 1.1. Abstract§

This draft presents a best industry practice for ingesting encoded live media to media processing entities. Two profiles of the media ingest are defined covering the most common use cases. The first profile supports active media processing and is based on the fragmented MPEG-4 format. The second profile enables efficient ingest of media streaming presentations based on established streaming protocols by also adding a manifest besides the fragmented MPEG-4 stream. Details on carriage of metadata markers, timed text, subtitles and encryption specific metadata are also included.

## 1.2. Copyright Notice and Disclaimer§

Please review these documents carefully, as they describe your rights and restrictions with respect to this document. Code Components extracted from this document must include Simplified BSD License text as described in Section 4.e of the Trust Legal Provisions and are provided without warranty as described in the Simplified BSD License

This is a document made available by DASH-IF. The technology embodied in this document may involve the use of intellectual property rights, including patents and patent applications owned or controlled by any of the authors or developers of this document. No patent license, either implied or express, is granted to you by this document. DASH-IF has made no search or investigation for such rights and DASH-IF disclaims any duty to do so. The rights and obligations which apply to DASH-IF documents, as such rights and obligations are set forth and defined in the DASH-IF Bylaws and IPR Policy including, but not limited to, patent and other intellectual property license rights and obligations. A copy of the DASH-IF Bylaws and IPR Policy can be obtained at <http://dashif.org/>.

The material contained herein is provided on an AS IS basis and to the maximum extent permitted by applicable law, this material is provided AS IS, and the authors and developers of this material and DASH-IF hereby disclaim all other warranties and conditions, either express, implied or statutory, including, but not limited to, any (if any) implied warranties, duties or conditions of merchantability, of fitness for a particular purpose, of accuracy or completeness of responses, of workmanlike effort, and of lack of negligence. In addition, this document may include references to documents and/or technologies controlled by third parties. Those third party documents and technologies may be subject to third party rules and licensing terms. No intellectual property license, either implied or express, to any third party material is granted to you by this document or DASH-IF. DASH-IF makes no any warranty whatsoever for such third party material.

## 2. Introduction§

This document describes a best practice for ingesting encoded media content from a live source such as a live video encoder towards distributed media processing entities. Examples of such entities include media packagers, publishing points, streaming origins and content delivery networks. The combination of live sources ingesting media and distributed media processing entities is important in practical video streaming deployments. In such deployments, interoperability between live sources and downstream processing entities can be challenging. This challenge comes from the fact that there are multiple levels of interoperability that need to be addressed and achieved.

For example, the network protocol for transmission of data and the setup of the connectivity are important. This includes schemes for establishing the ingest connection, handling disconnections and failures, procedures for repeatedly sending and receiving the data, and timely resolution of hostnames

A second level of interoperability lies in the media container and coded media formats. The Moving Picture Experts Group defined several media container formats such as [\[ISOBMFF\]](#) and MPEG-2 Transport Stream which are widely adopted and well supported. However, these are general purpose formats, targeting several different application areas. To do so they provide many different profiles and options. Detailed operability is often achieved through other application standards such as those for the broadcast or storage. In addition, the codec and profile used, e.g. [\[MPEGHEVC\]](#) is an important interoperability point that itself also has different profiles and standardized tech.

A third level, is the way metadata is inserted in streams which can be a source of interoperability issues, especially for live content that needs such meta-data to signal opportunities for signalling ad insertion, or other metadata like timed graphics. Examples of such metadata include [\[SCTE35\]](#) markers which are often found in broadcast streams and other metadata like ID3 tags [\[ID3v2\]](#).

Fourth, for live media handling the timeline of the presentation consistently is important. This includes correct sampling of media, avoiding timeline discontinuities and synchronizing timestamps attached by different live sources.

Fifth, in streaming workflows it is important to have support for failovers of both the live sources and the media processing entities. This is important to avoid interruptions of 24/7 live services such as Internet television where components can fail. In practical deployments, multiple live sources and media processing entities are used. This requires the multiple live sources and media processing to work together in a redundant workflow where some of the components might fail.

This document provides an industry best practice approach for establishing these interoperability points for live media ingest. The approaches are based on known standardized technologies and have been tested and deployed in several streaming large scale streaming deployments. Two key workflows have been identified for which two different media ingest profiles will be detailed.

In first workflow, encoded media is ingested downstream for further processing of the media. Examples of such media processing could be any media transformation such as packaging, encrypting or transcoding the stream. Other operations could include watermarking, content insertion and generating streaming manifests based on [\[MPEGDASH\]](#) or HLS [\[RFC8216\]](#). What is typical of these operations is that they actively inspect, or modify the media content and may generate new derived media content. In this workflow it is important to convey mediadata and metadata that assists such active media processing operations. This workflow type will be addressed in the first profile.

In the second workflow, the encoded media is ingested into an entity that does none or very minimal inspection or modification of the media content. The main aim of such processing entities often lies in storage, caching and delivery of the media content. An example of such an entity is a Content Delivery Network (CDN) for delivering and caching Internet content. Content delivery networks are often designed for Internet content like web pages and might not be aware of media specific aspects. In fact, streaming protocols like MPEG DASH and HTTP Live Streaming have been developed with re-use of such a media agnostic Content Delivery Networks in mind. For ingesting encoded media into a content delivery network it is important to have the media presentation in a form that is very

close or matching to the format that the clients need to playback the presentation, as changing or complementing the media presentation will be difficult. This second workflow is addressed in profile 2.

Diagram 1: Example with media ingest in profile 1

```
=====
|| live   || ingest|| Active || HLS  || Content || HLS
|| media  ||====>>>||processing||====>>>|| Delivery ||====>>>Client
|| source ||           || entity  || DASH || Network || DASH
=====
```

Diagram 2: Example with media ingest in profile 2

```
=====
|| live   || ingest|| Content ||
|| media  ||====>>>||Delivery ||====>>> Client
|| source ||           || Network ||
=====
```

Diagram 1 shows the workflow with a live media ingest from a live media source towards an active media processing entity. In the example in diagram 1 the media processing entity prepares the final media presentation for the client that is delivered by the Content Delivery Network to a client.

Diagram 2 shows the example in workflow 2 where content is ingested directly into a Content Delivery Network. The content delivery network enables the delivery to the client.

An example of a media ingest protocol is the ingest part of Microsoft Smooth Streaming protocol [MS-SSTR](#). This protocol connects live encoders to the Microsoft Smooth Streaming server and to the Microsoft Azure cloud. This protocol has shown to be robust, flexible and easy to implement in live encoders. In addition it provided features for high availability and server side redundancy.

The first profile relating to workflow 1 advances over the smooth ingest protocol including lessons learned over the last ten years after the initial deployment of smooth streaming in 2009 and several advances on signalling of information such as timed metadata markers for content insertion. In addition, it incorporates the latest media formats and protocols, making it ready for current and next generation media codecs such as [MPEGHEVC](#) and protocols like MPEG DASH [MPEGDASH](#).

A second profile is included for ingest of media streaming presentations to entities where the media is not altered actively, and further media processing perhaps restricted to the manifests. A key idea of this part of the specification is to re-use the similarities of MPEG DASH [MPEGDASH](#) and HLS [RFC8216](#) protocols to enable a simultaneous ingest of media presentations of these two formats using common media segments such as based on [ISOBMFF](#) and [MPEGCMF](#) formats. In addition, in this approach naming is important to enable direct processing and storage of the presentation.

Based on our experience we present these two as separate profiles to handle the two workflows. We made this decision as it will reduce a lot of overhead in the information that needs to be signalled compared to having both profiles combined into one, as was the case in a prior version of this draft.

We further motivate this best practice presented in this document supporting using HTTP [RFC2626](#) and [ISOBMFF](#) a bit more. We believe that Smooth streaming [MS-SSTR](#) and HLS [RFC8216](#) have shown that HTTP usage can survive the Internet ecosystem for media delivery. In addition, HTTP based ingest fits well with current HTTP based streaming protocols including [MPEGDASH](#). In addition, there is good support for HTTP middleboxes and HTTP routing available making it easier to debug and trace errors. The HTTP POST provides a push based method for delivery for pushing the live content when available.

The binary media format for conveying the media is based on fragmented MPEG-4 as specified in [ISOBMFF](#) [MPE](#)

[GCMAF](#). A key benefit of this format is that it allows easy identification of stream boundaries, enabling switching, redundancy, re-transmission resulting in a good fit with the current Internet infrastructures. Many problems in practical streaming deployment often deal with issues related to the binary media format. We believe that the fragmented MPEG-4 will make things easier and that the industry is already heading in this direction following recent specifications like [MPEGCMAF](#) and HLS [RFC8216](#).

Regarding the transports protocol, in future versions, alternative transport protocols could be considered advancing over HTTP. We believe the proposed media format will provide the same benefits with other transports protocols. Our view is that for current and near future deployments using [RFC2626](#) is still a good approach.

The document is structured as follows, in section 3 we present the conventions and terminology used throughout this document. In section 4 we present use cases and workflows related to media ingest and the two profiles presented. Sections 5-9 will detail the protocol and the two different profiles.

### 3. Conventions and Terminology§

The following terminology is used in the rest of this document.

The key words "MUST", "MUST NOT", "REQUIRED", "SHALL", "SHALL NOT", "SHOULD", "SHOULD NOT", "RECOMMENDED", "MAY", and "OPTIONAL" in this document are to be interpreted as described in BCP 14, RFC 2119 [RFC2119](#).

ISOBMFF: the ISO Base Media File Format specified in [ISOBMFF](#).

**Ingest Stream:** the stream of media produced by the live source transmitted to the media processing entity.

**Live Stream Event:** the total live stream for the ingest. (Live) encoder: entity performing live encoding and producing a high quality live stream, can serve as media ingest source

**Media Ingest Source:** a media source ingesting media content , typically a live encoder but not restricted to this,the [Media Ingest Source](#) could by any type of Media Ingest Source such as a stored file that is send in partial chunks.

**Live Ingest Source:** [Media Ingest source](#) producing live content

**Publishing point :** entity used to publish the media content, consumes/receives the incoming media [ingest stream](#)

**Media processing entity:** entity used to process the media content, receives/consumes a media [=ingest stream].

**Connection:** a connection setup between two hosts, typically the media ingest source and media processing entity.

**ftyp:** the filetype and compatibility "ftyp" box as described in the ISOBMFF [ISOBMFF](#) that describes the "brand"

**moov:** the container box for all metadata "moov" described in the ISOBMFF base media file format [ISOBMFF](#)

**moof:** the movie fragment "moof" box as described in the ISOBMFF base media file format [ISOBMFF](#) that describes the metadata of a fragment of media.

**mdat :** the media data container "mdat" box contained in an ISOBMFF [ISOBMFF](#), this box contains the compressed media samples

**mfra:** the movie fragment random access "mfra" box defined in the ISOBMFF [ISOBMFF](#) to signal random access samples (these are samples that require no prior or other samples for decoding) [ISOBMFF](#).

**tfdt :** the TrackFragmentBaseMediaDecodeTimeBox box "tfdt" in the base media file format [ISOBMFF](#) used to signal the decode time of the media fragment signalled in the [moof](#) box.

**basedmediadecodetime :** decode time of first sample as signalled in the [tfdt](#) box

**mdhd** : The media header box "mdhd" as defined in [\[ISOBMFF\]](#), this box contains information about the media such as timescale, duration, language using ISO 639-2/T [\[iso-639-2\]](#) codes [\[ISOBMFF\]](#)

**pssh** : The protection specific system header "pssh" box defined in [\[MPEGCENC\]](#) that can be used to signal the content protection information according to the MPEG Common Encryption [\[MPEGCENC\]](#)

**sinf** : Protection scheme information box "sinf" defined in [\[ISOBMFF\]](#) that provides information on the encryption scheme used in the file **elng** : extended language box "elng" defined in [\[ISOBMFF\]](#) that can override the language information

**nmhd** : The null media header Box "nmhd" as defined in [\[ISOBMFF\]](#) to signal a track for which no specific media header is defined, often used for metadata tracks

**HTTP** : Hyper Text Transfer Protocol, version 1.1 as specified by [\[RFC2626\]](#)

**HTTP POST** : Command used in the Hyper Text Transfer Protocol for sending data from a source to a destination [\[RFC2626\]](#)

**fragmentedMP4stream** : stream of [\[ISOBMFF\]](#) fragments ([moof](#) and [mdat](#)), a more precise definition will follow later in this section.

**POST\_URL** : Target URL of a POST command in the HTTP protocol for posting data from a source to a destination.

**TCP** : Transmission Control Protocol (TCP) as defined in [\[RFC793\]](#)

A [fragmentedMP4stream](#) can be defined using the IETF RFC 5234 ANB [\[RFC5234\]](#) as follows.

**fragmentedMP4stream** =

headerboxes fragments:

headerboxes = [ftyp moov](#)

fragments = X fragment

fragment = [Moof Mdat](#)

This [fragmentedMP4stream](#) is used in both profiles.

## 4. Media Ingest Workflows and Use Cases§

In this section we highlight some of the target use cases and example workflows for the media ingest. Diagram 3 shows an example workflow of media ingest with profile 1 in a streaming workflow. The live media is ingested into the media processing entity that performs operations like on-the-fly encryption, content stitching packaging and possibly other operations before delivery of the final media presentation to the client. This type of distributed media processing offloads many functionalities from the live media source. As long as the stream originating from the media source contains sufficient metadata, the media processing entity can generate the media presentation for streaming to clients or other derived media presentations as needed by a client.

Diagram 4 shows an alternative example with ingest to a content delivery network, or perhaps another passive media entity such as a storage. In this case the live media source posts the segments and the manifests for the media presentation. In this case, still fragmented MPEG-4 segments can be used, but the ingest works slightly different.

Practice has shown that the ingest schemes can be quite different for the two configurations , and that combining them into a single protocol will result in overhead such as sending duplicate information in the manifest or ISOBMFF moov box, and increased signalling overhead for starting, closing and resetting the [connection](#). Therefore, the two procedures for media ingest in such two common workflows are presented as separate profiles in the next two sections.

Diagram 3: Streaming workflow with fragmented MPEG-4 ingest in profile 1

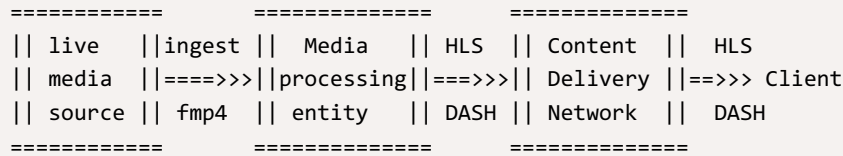
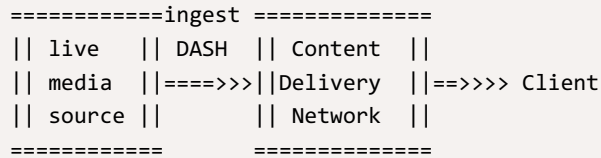


Diagram 4:  
Streaming workflow with DASH ingest in profile 2



In Diagram 5 we highlight some of the key differences for practical consideration between the profiles. In profile 1 the encoder can be simple as the media processing entity can do many of the operations related to the delivery such as encryption or generating the streaming manifests. In addition the distribution of functionalities can make it easier to scale a deployment with many live media sources and media processing entities.

In some cases, an encoder has sufficient capabilities to prepare the final presentation for the client, in that case content can be ingested directly to a more passive media processing entity that provides a more pass through like functionality. In this case also manifests and other client specific information needs to be ingested. Besides these factors, choosing a workflow for a video streaming platform depends on many factors. The media ingest best practice covers these two types of workflows by two different profiles. The best choice for a specific platform depends on many of the use case specific requirements, circumstances and the available technologies.

Diagram 5: Differences profile 1 and profile 2 for use cases

```

=====
|Profile  | Encoder/Live source | Media processing      |
|-----|-----|-----|
|Profile 1|limited overview    |DRM,transcode, watermark|
|         | simple encoder     |man. create,  packaging|
|         | multiple sources   |content stitch, timed  |
|Profile 2|Global overview    | cache, store, deliver |
|         |encoder targets client|
|         |only duplicate sources| manifest manipulation |
=====
    
```

Diagram 6:  
workflow with redundant sources and media processing entities

```

===== fmp4 =====
|| live  || stream|| Media  ||
|| media ||====>>>||Processing|| \
|| source || // || Entity || \
===== // ===== \
|| live  || // \ || load  ||
|| media ||// redundant stream >>||balancer|| ==>>> Client
|| source ||\ stream // =====
===== \ ===== //
|| live  || \ || Media  || //
|| ingest ||====>>>||Processing ||//
|| source || // || Entity ||
===== // =====
|| live  || //
|| ingest ||// redundant stream
|| source ||
=====

```

In Diagram 6 we highlight another aspect taken into consideration for large scale systems with many users. Often one would like to run multiple encoders, multiple processing entities and make them available to the clients via a load balancer. This way requests can be balanced over multiple processing nodes. This approach is common when serving web pages, and this architecture also applies to video streaming platforms that also use [HTTP](#). In Diagram 6 it is highlighted how one or more multiple live encoders can be sending data to one or more processing entities. In such a workflow it is important to handle the case when one source or media processing entity fails over. We call this support for failover. It is an important consideration in practical video streaming systems that need to run 24/7. Failovers must be handled robustly and seamlessly without causing service interruption. In both profiles we detail how this failover and redundancy support can be achieved.

## 5. General Ingest Protocol Behavior§

The media ingest follows the following general requirements for both target profiles.

1. The live encoder or ingest source communicates to the [publishing point](#) /processing entity using the HTTP POST method as defined in the HTTP protocol [\[RFC2626\]](#)
2. The media ingest source SHOULD use HTTP over TLS [\[RFC2818\]](#) to connect to the media processing entity
3. The live encoder/media source SHOULD repeatedly resolve the Hostname to adapt to changes in the IP to Hostname mapping such as for example by using the dynamic naming system DNS [\[RFC1035\]](#) or any other system that is in place.
4. The Live encoder media source MUST update the IP to hostname resolution respecting the TTL (time to live) from DNS query responses, this will enable better resiliency to changes of the IP address in large scale deployments where the IP address of the publishing point media processing nodes may change frequently.
5. In case HTTPS [\[RFC2818\]](#) protocol is used, basic authentication HTTP AUTH [\[RFC7617\]](#) or better methods like TLS client certificates SHOULD be used
6. As compatibility profile for the TLS encryption we recommend the ingest SHOULD use the mozilla intermediate compatibility profile which is supported in many available implementations [MozillaTLS](#).
7. The encoder or ingest source SHOULD terminate the [HTTP POST](#) request if data is not being sent at a rate commensurate with the MP4 segment duration. An HTTP POST request that does not send data can prevent publishing points or media processing entities from quickly disconnecting from the live encoder or media ingest source in the event of a service update. For this reason, the HTTP POST for sparse data such as sparse tracks SHOULD be short-lived, terminating as soon as the sparse fragment is sent.



- The POST request uses a POST\_URL to the basepath of the publishing point at the media processing entity and MAY use a relative path for different streams and segments.

## 6. Profile 1: Fragmented MPEG-4 Ingest General Considerations§

The first profile assumes ingest to an active media processing entity, from one or more [live ingest source](#) s, ingesting one or more types of media streams. This advances over the ingest part of the smooth ingest protocol [MS-SSTR](#) by using standardized media container formats based on [\[ISOBMFF\]](#) [\[MPEGCMAF\]](#). In addition this allows extension to codecs like [\[MPEGHEVC\]](#) and timed metadata ingest of subtitle and timed text streams. The workflow ingesting multiple media ingest streams with fragmented MPEG-4 ingest is illustrated in Diagram 7. Discussions on the early development have been documented [fmp4git](#).

Diagram 7: fragmented MPEG-4 ingest with multiple ingest sources

```

===== fmp4 =====
|| live  || video ||           ||
|| ingest ||====>>>||           ||
|| source ||           ||           ||
=====           ||           ||
|| live  || fmp4  ||           ||
|| ingest ||====>>>|| Active ||           ||
|| source || audio || Media || HLS || Content || HLS
=====           || procesing||====>>>|| Delivery ||====>>> Client
|| live  || fmp4  || entity || DASH || Network || DASH
|| ingest ||====>>>||           ||           ||
|| source || text  ||           ||           ||
=====           ||           ||
|| live  || fmp4  ||           ||
|| ingest || meta  ||           ||
|| source || data  ||           ||
||           ||====>>>||           ||
=====           ||           ||

```

In diagrams 8-10 we detail some of the concepts and structures. Diagram 8 shows the data format structure of fragmented MPEG-4 [\[ISOBMFF\]](#) and [\[MPEGCMAF\]](#). In this format media meta data (playback time, sample duration) and sample data (encoded samples) are interleaved. the [moof](#) box as specified in [\[ISOBMFF\]](#) is used to signal the information to playback and decode the samples followed in the [mdat](#) box. The [ftyp](#) and [moov](#) box contain the track specific information and can be seen as a header of the stream, sometimes referred as a [\[MPEGCMAF\]](#) header. The [styp](#) box can be used to signal the type of segment. The combination of [styp](#) [moof](#) [mdat](#) can be referred as a segment, the combination of [ftyp](#) and [moof](#) can be referred to as an init segment or a CMAF header.

Diagram 8: fragmented mp4 stream:

```

=====
||ftyp||moov||styp||moof||mdat||styp||moof||mdat|| .....=
=====

```

In diagram 9 we illustrate the synchronisation model, that is in many ways similar, but simplified, from the synchronisation model propose in [\[MPEGCMAF\]](#). Different bit-rate tracks and or media streams are conveyed in separate fragmented mp4 streams. by having the boundaries to the segments time alligned for tracks comprising the same stream at different bit-rates, bit-rate switching can be achieved. By using a common timeline different streams can be synchronized at the receiver, while they are in a separeted fragmented mp4 stream send over a separate connection, possibly from a different [live ingest source](#).

In diagram 10 another advantage of this synchronisation model is illustrated, the concept of late binding. In the case of late binding a new stream becomes available. By using the segment boundaries and a common timeline it can be

received by the [media processing entity](#) and embedded in the presentation. Late binding is useful for many practical use cases when broadcasting television content with different types of metadata tracks.

Diagram 9: fmp4 stream synchronisation:

```

=====
||ftyp|moov|styp|moof|mdat|styp|moof|mdat| | .....=
=====
||ftyp|moov|styp|moof|mdat|styp|moof|mdat| | .....=
=====
||ftyp|moov|styp|moof|mdat|styp|moof|mdat| | .....=
=====

```

Diagram 10: fmp4 late binding:

```

=====
||ftyp|moov|styp|moof|mdat|moof|mdat| | .....=
=====
                =====
                ||ftyp|moov|styp|moof|
                =====

```

Diagram 11 shows the flow of the media ingest. It starts with a DNS resolution (if needed) and an authentication step (Authy, TLS certificate) to establish a secure [TCP](#) connection. In some private datacenter deployments where nodes are not reachable from outside, a non authenticated connection MAY also be used. The ingest source then issues an empty POST to test that the [media processing entity](#) is listening. It then start sending the [moov](#) + [ftyp](#) box (the init segment), followed by the rest of the segments in the fragmented MPEG-4 stream. In the end of the session, for tear down the source can send an empty [mfra](#) box to close the connection.

Diagram 11: fmp4 ingest flow

```

||=====|| | | | |
||=====||
|| live ingest source | | Media processing entity | ||
||=====||
|| || <<----- DNS Resolve ----->> || ||
|| || <<----- Authenticate ----->> || ||
|| || <<-----POST fmp4stream ----->> || ||
||===== empty POST to test connection =====||
|| || <<----- 404 Bad Request -----| ||
|| || <<----- 202 OK -----| ||
|| || <<----- 403 Forbidden -----| ||
|| || <<----- 404 Bad Request | ||
|| || <<----- 400 Forbidden -----| ||
|| || Unsupported Media Type | ||
|| || <<----- 415 Forbidden -----| ||
||===== Moov + ftyp Sending =====||
||===== fragmented MP4 Sending =====||
|| || <<----- 404 Bad Request -----| ||
||===== mfra box Sending (close) =====||
|| || <<----- 200 OK -----| ||
||=====||
|| live ingest source | | Media processing entity | ||
||=====||
|| || || ||
||=====||

```

## 7. Profile 1: Fragmented MPEG-4 Ingest Protocol Behavior #§

This section describes the protocol behavior specific to profile 1: fragmented MPEG-4 ingest. Operation of this profile MUST also adhere to general requirements in section 4.

## 7.1. General Protocol Requirements§

1. The live encoder or ingest source SHOULD start by sending an HTTP POST request with an empty "body" (zero content length) by using the POSTURL This can help the live encoder or media ingest source to quickly detect whether the live ingest publishing point is valid, and if there are any authentication or other conditions required.
2. The live encoder or ingest source MUST initiate a media ingest connection by POSTING the header boxes "ftyp" and "moov" after step 1
3. The encoder or ingest source SHOULD use chunked transfer encoding option of the HTTP POST command [RFC2626] as it might be difficult to predict the entire content length of the segment. This can also be used for example to support use cases that require low latency.
4. If the HTTP POST request terminates or times out with a TCP error prior to the end of the stream, the encoder MUST issue a new connection, and follow the preceding requirements. Additionally, the encoder MAY resend the previous segment that was already sent again.
5. The live encoder or ingest source MUST handle any error or failed authentication responses received from the media processing, by issuing a new connection and following the preceding requirements including retransmitting the ftyp and moov boxes.
6. In case the [live stream event](#) is over the live media source or ingest source should signal the stop by transmitting an empty [=mfra] box towards the publishing point/processing entity.
7. The [live ingest source](#) SHOULD use a separate TCP connection for ingest of each different track
8. The [live ingest source](#) MAY use a separate relative path in the POST\_URL for ingest of each different track

## 7.2. Requirements for formatting Media Tracks§

1. The trackFragmentDecodeTime box [tfdt](#) box MUST be present for each segment posted.
2. The ISOBMFF media fragment duration SHOULD be constant, the duration MAY fluctuate to compensate for non-integer frame rates. By choosing an appropriate timescale (a multiple of the frame rate is recommended) this issue SHOULD be avoided.
3. The MPEG-4 fragment durations SHOULD be between approximately 1 and 6 seconds.
4. The fragment decode timestamps [basedmediadecodetime](#) of fragments in the [fragmentedMP4stream](#) and the indexes base\_media\_decode\_time SHOULD arrive in increasing order for each of the different tracks/streams that are ingested.
5. The segments formatted as fragmented MP4 stream SHOULD use a timescale for video streams based on the framerate and 44.1 KHz or 48 KHz for audio streams or any another timescale that enables integer increments of the decode times of fragments signalled in the "tfdt" box based on this scale.
6. The language of the stream SHOULD be signalled in the [mdhd](#) box or [elng](#) boxes in the init segment and/or [moof](#) headers ([mdhd](#)).
7. Encryption specific information SHOULD be signalled in the [pssh](#), "schm" and [sinf](#) boxes following [ISOBMFF] [MPEGCENC]
8. Segments posted towards the media processing entity SHOULD contain the bitrate "btrt" box specifying the target bitrate of the segments
9. Segments posted towards the media processing entity SHOULD contain the "tfdt" box specifying the fragments decode time and the "tfhd" box specifying the track id.

## 7.3. Requirements for Timed Text Captions and Subtitle streams§

The media ingest follows the following requirements for ingesting a track with timed text, captions and/or subtitle streams.

1. The track will be a sparse track signalled by a null media header [nmhd](#) containing the timed text, images, captions corresponding to the recommendation of storing tracks in fragmented MPEG-4 [\[MPEGCMAF\]](#)
2. Based on this recommendation the trackhandler "hdlr" shall be set to "text" for WebVTT and "subt" for TTML following [\[MPEG4-30\]](#)
3. In case TTML is used the track must use the XMLSampleEntry to signal sample description of the sub-title stream [\[MPEG4-30\]](#)
4. In case WebVTT is used the track must use the WVTTSampleEntry to signal sample description of the text stream [\[MPEG4-30\]](#)
5. These boxes SHOULD signal the mime type and specifics as described in [\[MPEGCMAF\]](#) sections 11.3 ,11.4 and 11.5
6. The boxes described in 2-5 must be present in the init segment ([ftyp](#) + [moov](#)) for the given track
7. subtitles in CTA-608 and CTA-708 format SHOULD be conveyed following the recommendation section 11.5 in [\[MPEGCMAF\]](#) via Supplemental Enhancement Information SEI messages in the video track [\[MPEGCMAF\]](#)
8. The [ftyp](#) box in the init segment for the track containing timed text, images, captions and sub-titles MAY use signalling using CMAF profiles based on [\[MPEGCMAF\]](#)
  - 8a. WebVTT Specified in 11.2 ISO/IEC 14496-30 [\[MPEG4-30\]](#) *cwt*
  - 8b. TTML IMSC1 Text Specified in 11.3.3 [\[MPEG4-30\]](#) IMSC1 Text Profile *im1t*
  - 8c. TTML IMSC1 Image Specified in 11.3.4 [\[MPEG4-30\]](#) IMSC1 Image Profile *im1i*
  - 8d. CEA CTA-608 and CTA-708 Specified in 11.4 [\[MPEG4-30\]](#) Caption data is embedded in SEI messages in video track *ccea*

## 7.4. Requirements for Timed Metadata§

This section discusses the specific formatting requirements for ingest of timed metadata related to events and markers for ad insertion or other timed metadata. An example of these are opportunities for dynamic live ad insertion signalled by SCTE-35 markers. This type of event signalling is different from regular audio/video information because of its sparse nature. In this case, the signalling data usually does not happen continuously, and the intervals can be hard to predict. Examples of timed metadata are ID3 tags [\[ID3v2\]](#), SCTE-35 markers [\[SCTE35\]](#) and DASH emsg messages defined in section 5.10.3.3 of [\[MPEGDASH\]](#). For example, DASH Event messages contain a `schemeldUri` that defines the payload of the message.

Table 1 provides some example schemes in DASH event messages and Table 2 illustrates an example of a SCTE-35 marker stored in a DASH emsg. The presented approach allows ingest of timed metadata from different sources, possibly on different locations by embedding them in sparse metadata tracks.

Example messages include e-msg [\[MPEGDASH\]](#), [\[DVB-DASH\]](#), [\[SCTE35\]](#) , [\[ID3v2\]](#)

Table 1 Example of DASH emsg schemes URI

Scheme URI	Reference
urn:mpeg:dash:event:2012	DASH, 5.10.4
urn:dvb:iptv:cpm:2014	DVB-DASH, 9.1.2.1
urn:scte:scte35:2013:bin	SCTE35] 14-3 (2015), 7.3.2
www.nielsen.com:id3:v1	Nielsen ID3 in MPEG-DASH

Table 2 example of a SCTE-35 marker embedded in a DASH emsg

Tag	Value
-----: :-----:	
scheme_uri_id	urn:scte:scte35:2013:bin
Value	the value of the SCTE 35 PID
Timescale	positive number
presentation_time_delta	non-negative number, splice time relative to tfdt
event_duration	duration of event "0xFFFFFFFF" indicates unknown duration
Id	unique identifier for message
message_data	splice info section including CRC

The following steps are recommended for timed metadata ingest related to events, tags, ad markers and program information:

1. Create the metadata stream as a fragmentedMP4stream that conveys the metadata , the media handler (hdr) is "meta", the track handler box is a null media header box [nmhd](#).
2. The metadata stream applies to the media streams in the presentation ingested to active publishing point at the media processing entity
3. The URIMetaSampleEntry entry contains, in a URIbox, the URI following the URI syntax in [\[RFC3986\]](#) defining the form of the metadata (see the ISO Base media file format specification [\[ISOBMFF\]](#)). For example, the URIBox could contain for ID3 tags [\[ID3v2\]](#) the URL <http://www.id3.org> or urn:scte:scte35:2013a:bin for scte 35 markers [\[SCTE35\]](#)
4. The timescale of the metadata should match the value specified in the media header box "mdhd" of the metadata track.
5. The Arrival time is signalled in the "tfdt" box of the track fragment as the basemediadeocode time, this time is often different from the media presentation time, which is occurs when a message is applied. The duration of a metadata fragment can be set to zero, letting it be determined by the time (tfdt) of a next metadata segment received.
6. All Timed Metadata samples SHOULD be sync samples [\[ISOBMFF\]](#), defining the entire set of metadata for the time interval they cover. Hence, the sync sample table box SHOULD not be present in the metadata stream.
7. The metadata segment becomes available to the publishing point/ media processing entity when the corresponding track fragment from the media that has an equal or larger timestamp compared to the arrival time signalled in the tfdt basemediadeocodetime. For example, if the sparse fragment has a timestamp of t=1000, it is expected that after the publishing point/processing entity sees "video" (assuming the parent track name is "video") fragment timestamp 1000 or beyond, it can retrieve the sparse fragment from the binary payload.
8. The payload of sparse track fragments is conveyed in the mdat box as sample information. This enables muxing of the metadata tracks. For example XML metadata can for example be coded as base64 as common for [\[SCTE35\]](#) metadata messages

## 7.5. Requirements for Media Processing Entity Failover§

Given the nature of live streaming, good failover support is critical for ensuring the availability of the service. Typically, media services are designed to handle various types of failures, including network errors, server errors, and storage issues. When used in conjunction with proper failover logic from the live encoder side, highly reliable live streaming setups can be build. In this section, we discuss requirements for failover scenarios.

The following steps are required for a live encoder or media ingest source to deal with a failing media processing entity.

1. Use a 10-second timeout for establishing the TCP connection. If an attempt to establish the connection takes longer than 10 seconds, abort the operation and try again.

2. Use a short timeout for sending the HTTP requests. If the target segment duration is N seconds, use a send timeout between N and 2 N seconds; for example, if the segment duration is 6 seconds, use a timeout of 6 to 12 seconds. If a timeout occurs, reset the connection, open a new connection, and resume stream ingest on the new connection. This is needed to avoid latency introduced by failing connectivity in the workflow.
3. Resend track segments for which a connection was terminated early
4. We recommend that the encoder or ingest source does NOT limit the number of retries to establish a connection or resume streaming after a TCP error occurs.
5. After a TCP error: a. The current connection MUST be closed, and a new connection MUST be created for a new HTTP POST request. b. The new HTTP POST URL MUST be the same as the initial POST URL for the segment to be ingested. c. The new HTTP POST MUST include stream headers ([ftyp](#), and [moov](#) boxes) identical to the stream headers in the initial POST request for fragmented media ingest.
6. In case the media processing entity cannot process the POST request due to authentication or permission problems then it SHOULD return a permission denied HTTP 403
7. In case the media processing entity can process the request it SHOULD return an HTTP 200 OK or 202 Accepted
8. In case the media processing entity can process the manifest or segment in the POST request body but finds the media type cannot be supported it SHOULD return an HTTP 415 unsupported media type
9. In case an unknown error happened during the processing of the HTTP POST request a HTTP 404 Bad request SHOULD be returned
10. In case the media processing entity cannot process a segment posted due to missing or incorrect init segment, an HTTP 412 unfulfilled condition SHOULD be returned
11. In case a media source receives an HTTP 412 response, it SHOULD resend [ftyp](#) and [moov](#) boxes

## 7.6. Requirements for Live Media Source Failover§

Live encoder or media ingest source failover is the second type of failover scenario that needs to be addressed for end-to-end live streaming delivery. In this scenario, the error condition occurs on the encoder side. The following expectations apply to the live ingestion endpoint when encoder failover happens:

1. A new encoder or media ingest source instance SHOULD be instantiated to continue streaming
2. The new encoder or media ingest source MUST use the same URL for HTTP POST requests as the failed instance.
3. The new encoder or media ingest source POST request MUST include the same header boxes moov and [ftyp](#) as the failed instance
4. The new encoder or media ingest source MUST be properly synced with all other running encoders for the same live presentation to generate synced audio/video samples with aligned fragment boundaries. This implies that UTC timestamps for fragments in the "tdft" match between decoders, and encoders start running at an appropriate segment boundaries.
5. The new stream MUST be semantically equivalent with the previous stream, and interchangeable at the header and media fragment levels.
6. The new encoder or media ingest source SHOULD try to minimize data loss. The basemediadecodetime tdft of media fragments SHOULD increase from the point where the encoder last stopped. The basemediadecodetime in the tdft box SHOULD increase in a continuous manner, but it is permissible to introduce a discontinuity, if necessary. Media processing entities or publishing points can ignore fragments that it has already received and processed, so it is better to error on the side of resending fragments than to introduce discontinuities in the media timeline.

## 8. Profile 2: DASH Ingest General Considerations§

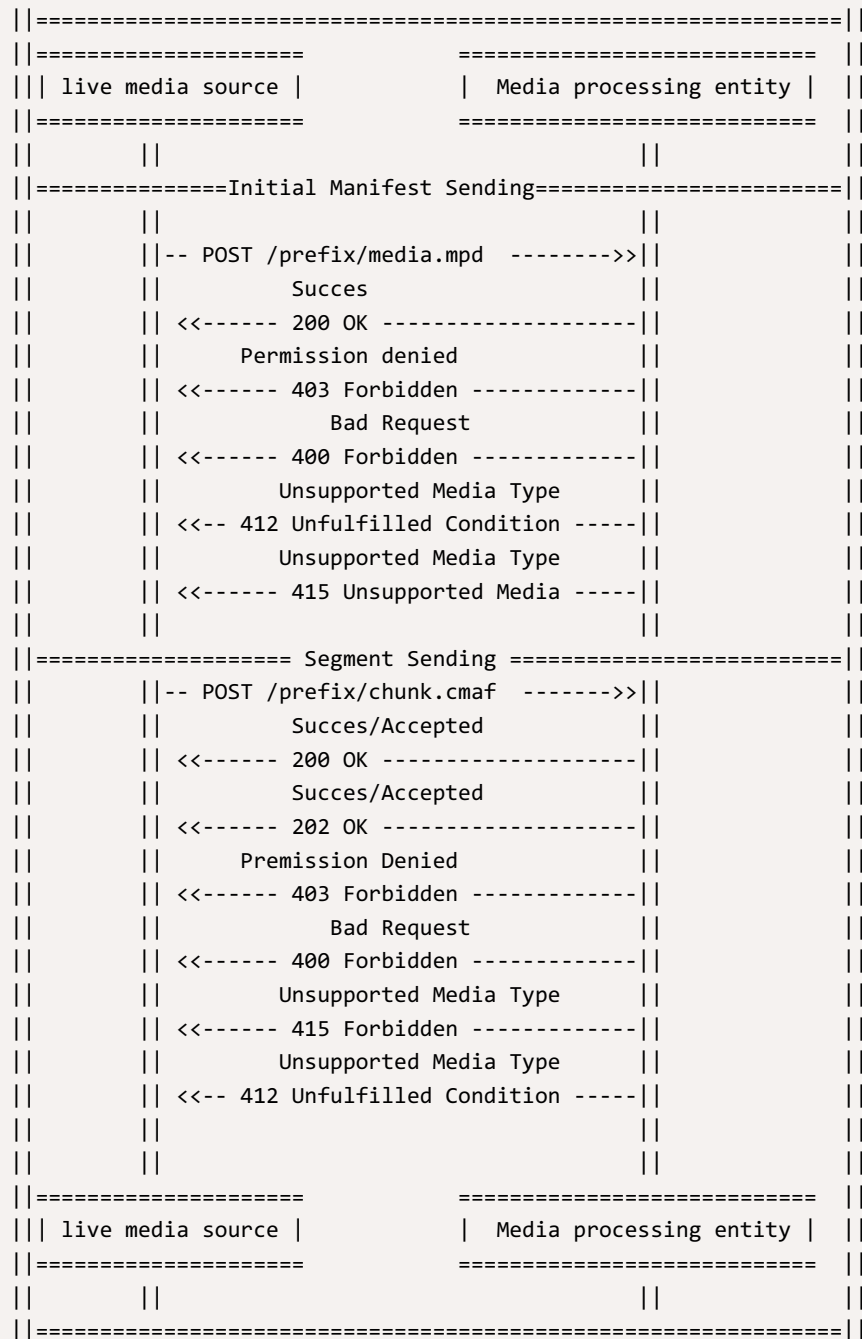
Profile 2 is designed to ingest media into entities that only provide pass through functionality. In this case the media ingest source also provides the manifest based on MPEG DASH [\[MPEGDASH\]](#) or HTTP Live Streaming [\[RFC8216\]](#).

The key idea here is to reuse the fragmented MPEG-4 ingest to enable simultaneous ingest of DASH [\[MPEGDASH\]](#) and HLS [\[RFC8216\]](#) based on the fragmented MPEG-4 files using commonalities as described in [\[MPEGCMAF\]](#) which is a format based on fragmented MPEG-4 that can be used in both DASH and HLS presentations.

The flow of operation in profile 2 is shown in Diagram 12. In this case the [live ingest source](#) (media source) sends a manifest first. Based on this manifest the media processing entity can setup reception paths for the ingest url `http://hostname/presentationpath` In the next step segments are send in individual post requests using URLs corresponding to relative paths and segment names in the manifest. e.g.  
`http://hostname/presentationpath/relative_path/segment1.cmf`

This profile re-uses as much functionality as possible from profile 1 as the manifest can be seen as a complementary addition to the fragmented MPEG-4 stream. A difference lies in the way the connection is setup and the way data is transmitted, which can use relative URL paths for the segments based on the paths in the manifest. For the rest, it largely uses the same fragmented MPEG-4 layer based on [\[ISOBMFF\]](#) and [\[MPEGCMAF\]](#).

Diagram 12



## 9. profile 2: DASH Ingest Protocol Behavior§

Operation of this profile MUST also adhere to general requirements in section 5.

### 9.1. General Protocol Requirements§

1. Before sending the segments based on fragmentedMP4Stream the live encoder/source MUST send a manifest [\[MPEGDASH\]](#) with the following the limitations/constraints. 1a. Only relative URL paths to be used for each segment 1b. Only unique paths are used for each new presentation 1c. In case the manifest contains these relative paths, these paths SHOULD be used in combination with the [POST\\_URL](#) to HTTP POST each of the different segments from the live encoder or ingest source to the processing entity.
2. The live encoder or ingest source MAY send updated versions of the manifest, this manifest cannot override current settings and relative paths or break currently running and incoming POST requests. The updated manifest can only be slightly different from the one that was send previously, e.g. introduce new segments



available or event messages. The updated manifest SHOULD be send using a PUT request instead of a POST request.

3. Following media segment requests [POST\\_URLs](#) SHOULD be corresponding to the segments listed in the manifest as POST\_URL + relative URLs.
4. The encoder or ingest source SHOULD use individual HTTP POST commands [\[RFC2626\]](#) for uploading media segments when available.
5. In case fixed length POST Commands are used, the live source entity MUST resend the segment to be posted deccribed in the manifest entirely in case of responses HTTP 400, 404 412 or 415 together with the init segment consisting of "moov" and "ftyp" boxes.
6. A persistent connection SHOULD be used for the different individual POST requests as defined in [\[RFC2626\]](#) enabling re-use of the TCP connection for multiple POST requests.

## 9.2. Requirements for Formatting Media Tracks§

1. Media data tracks and segments MUST be formatted and delivered conforming to the same requirements as stated in 6.2
2. Media specific information SHOULD be signalled in the manifest
3. Formatting described in manifest and media track MUST correspond consistently

## 9.3. Requirements for Timed Text Captions and Subtitle stream§

1. Timed Text, caption and subtitle stream tracks MUST be formatted conforming to the same requirements as in 6.3
2. Timed Text captions and subtitle specific information SHOULD also be signalled in the manifest
3. Formatting described in manifest and media track MUST correspond consistently

## 9.4. Requirements for Timed Metadata§

1. Timed Metadata tracks MAY be formatted conforming to the same requirements as in 8.4
2. In addition, the emsg box containing the metadata SHOULD also be signalled in inband in the media track as recommended in [\[MPEGCMF\]](#)
3. DASH event messages SHOULD also be signalled in the Manifest

## 9.5. Requirements for Media Processing Entity Failover§

1. Requirements for failover are similar as stated in 6.4
2. In addition the live encoder source SHOULD resend the manifest before sending any of the other segments

## 9.6. Requirements for Live Media Source Failover§

1. Requirements for failover are similar as stated in 6.5
2. In addition the live encoder source SHOULD resend the manifest before sending any of the other segments

## 10. Security Considerations§

Security consideration are extremely important for media ingest. Retrieving media from a illicit source can cause

inappropriate content to be broadcasted and possibly lead to failure of infrastructure. Basic security requirements have been covered in section 5. No security considerations except the ones mentioned in this part of the text are explicitly considered. Further security considerations will be updated once they have been investigated further based on review of this draft.

## 11. IANA Considerations§

This memo includes no request to IANA.

## 12. Contributors§

Will Law Akamai

James Gruessing BBC R&D

Kevin Moore Amazon AWS Elemental

Kevin Johns CenturyLink

John Deutscher Microsoft

Patrick Gendron Harmonic Inc.

Nikos Kyriopoulos MediaExcel

Rufael Mekuria Unified Streaming

Sam Geqiang Zhang Microsoft

Arjen Wagenaar Unified Streaming

Dirk Griffioen Unified Streaming

Matt Poole ITV

Alex Giladi Comcast

## 13. References§

### 13.1. URL References§

**fmp4git** Unified Streaming github fmp4 ingest, "<https://github.com/unifiedstreaming/fmp4-ingest>".

**MozillaTLS** Mozilla Wikie Security/Server Side TLS [https://wiki.mozilla.org/Security/Server\\_Side\\_TLS#Intermediate\\_compatibility\\_.28default.29](https://wiki.mozilla.org/Security/Server_Side_TLS#Intermediate_compatibility_.28default.29) (last accessed 30th of March 2018)

**MS-SSTR** Smooth streaming protocol <https://msdn.microsoft.com/en-us/library/ff469518.aspx> last updated March 16 2018 (last accessed June 11 2018)

## 14. Author's Address§

Rufael Mekuria (editor) Unified Streaming Overtoom 60 1054HK

Phone: +31 (0)202338801 E-Mail: [rufael@unified-streaming.com](mailto:rufael@unified-streaming.com)

Sam Geqiang Zhang Microsoft E-mail: [Geqiang.Zhang@microsoft.com](mailto:Geqiang.Zhang@microsoft.com)

## Conformance§

Conformance requirements are expressed with a combination of descriptive assertions and RFC 2119 terminology. The key words “MUST”, “MUST NOT”, “REQUIRED”, “SHALL”, “SHALL NOT”, “SHOULD”, “SHOULD NOT”, “RECOMMENDED”, “MAY”, and “OPTIONAL” in the normative parts of this document are to be interpreted as described in RFC 2119. However, for readability, these words do not appear in all uppercase letters in this specification.

All of the text of this specification is normative except sections explicitly marked as non-normative, examples, and notes. [\[RFC2119\]](#)

Examples in this specification are introduced with the words “for example” or are set apart from the normative text with `class="example"`, like this:

### EXAMPLE 1

This is an example of an informative example.

Informative notes begin with the word “Note” and are set apart from the normative text with `class="note"`, like this:

Note, this is an informative note.

## Index§

### Terms defined by this specification§

[basedmediadecodetime](#)

[Connection](#)

[eIng](#)

[fmp4git](#)

[fragmentedMP4stream](#)

[ftyp](#)

[HTTP](#)

[HTTP POST](#)

[Ingest Stream](#)

[Live Ingest Source](#)

[Live Stream Event](#)

[mdat](#)

[mdhd](#)

[Media Ingest Source](#)

[Media processing entity](#)

[mfra](#)

[moof](#)

[moov](#)

[MozillaTLS](#)

[MS-SSTR](#)

[nmhd](#)

[POST\\_URL](#)

[pssh](#)

[Publishing point](#)

[sinf](#)

[TCP](#)

[fddt](#)

## References§

### Normative References§

#### [ISOBMFF]

[Information technology — Coding of audio-visual objects — Part 12: ISO Base Media File Format](#), December 2015. International Standard. URL:

[http://standards.iso.org/ittf/PubliclyAvailableStandards/c068960\\_ISO\\_IEC\\_14496-12\\_2015.zip](http://standards.iso.org/ittf/PubliclyAvailableStandards/c068960_ISO_IEC_14496-12_2015.zip)

#### [MPEG4-30]

[ISO/IEC 14496-30:2014 Preview Information technology -- Coding of audio-visual objects -- Part 30: Timed text and other visual overlays in ISO base media file format](#), March 2014. URL:

<https://www.iso.org/standard/63107.html>

#### [MPEGCMAF]

[ISO/IEC 23000-19:2018 Information technology -- Multimedia application format \(MPEG-A\) -- Part 19: Common media application format \(CMAF\) for segmented media](#), January 2018. URL:

<https://www.iso.org/standard/71975.html>

#### [MPEGDASH]

[ISO/IEC 23009-1:2014 Information technology -- Dynamic adaptive streaming over HTTP \(DASH\) -- Part 1: Media presentation description and segment formats](#). URL:

[http://standards.iso.org/ittf/PubliclyAvailableStandards/c065274\\_ISO\\_IEC\\_23009-1\\_2014.zip](http://standards.iso.org/ittf/PubliclyAvailableStandards/c065274_ISO_IEC_23009-1_2014.zip)

#### [MPEGHEVC]

[ISO/IEC 23008-2:2013 Information technology -- High efficiency coding and media delivery in heterogeneous environments -- Part 2: High efficiency video coding](#), December 2013. URL:

<https://www.iso.org/standard/35424.html>

#### [RFC1035]

P.V. Mockapetris. [Domain names - implementation and specification](#). November 1987. Internet Standard. URL:

<https://tools.ietf.org/html/rfc1035>

#### [RFC2119]

S. Bradner. [Key words for use in RFCs to Indicate Requirement Levels](#). March 1997. Best Current Practice.

URL: <https://tools.ietf.org/html/rfc2119>

#### [RFC2626]

P. Nesser II. [The Internet and the Millennium Problem \(Year 2000\)](#). June 1999. Informational. URL:

<https://tools.ietf.org/html/rfc2626>

#### [RFC2818]

E. Rescorla. [HTTP Over TLS](#). May 2000. Informational. URL: <https://tools.ietf.org/html/rfc2818>

#### [RFC3986]

T. Berners-Lee; R. Fielding; L. Masinter. [Uniform Resource Identifier \(URI\): Generic Syntax](#). January 2005.

Internet Standard. URL: <https://tools.ietf.org/html/rfc3986>

#### [RFC5234]

D. Crocker, Ed.; P. Overell. [Augmented BNF for Syntax Specifications: ABNF](#). January 2008. Internet Standard.

URL: <https://tools.ietf.org/html/rfc5234>

#### [RFC7617]

J. Reschke. [The 'Basic' HTTP Authentication Scheme](#). September 2015. Proposed Standard. URL:

<https://tools.ietf.org/html/rfc7617>

#### [RFC793]

J. Postel. [Transmission Control Protocol](#). September 1981. Internet Standard. URL:  
<https://tools.ietf.org/html/rfc793>

## Informative References§

### [DVB-DASH]

ETSI TS 103 285 Digital Video Broadcasting (DVB); MPEG-DASH Profile for Transport of ISO BMFF Based DVB Services over IP Based Networks. March 2018. URL:  
[http://www.etsi.org/deliver/etsi\\_ts/103200\\_103299/103285/01.02.01\\_60/ts\\_103285v010201p.pdf](http://www.etsi.org/deliver/etsi_ts/103200_103299/103285/01.02.01_60/ts_103285v010201p.pdf)

### [ID3v2]

ID3 tag version 2.4.0 - Main Structure. URL: <http://id3.org/id3v2.4.0-structure>

### [ISO-639-2]

ISO/TC 37/SC 2. [Codes for the representation of names of languages -- Part 2: Alpha-3 code](#). 1998. International Standard. URL: <https://www.iso.org/standard/4767.html>

### [MPEGCENC]

ISO/IEC 23001-7:2016 [Preview Information technology -- MPEG systems technologies -- Part 7: Common encryption in ISO base media file format files](#). February 2016. URL: <https://www.iso.org/standard/68042.html>

### [RFC8216]

R. Pantos, Ed.; W. May. [HTTP Live Streaming](#). August 2017. Informational. URL:  
<https://tools.ietf.org/html/rfc8216>

### [SCTE35]

[Digital Program Insertion Cueing Message for Cable](#). URL:  
<https://www.scte.org/SCTEDocs/Standards/SCTE%2035%202016.pdf>

